

Energy-saving axial fans

Ø 300



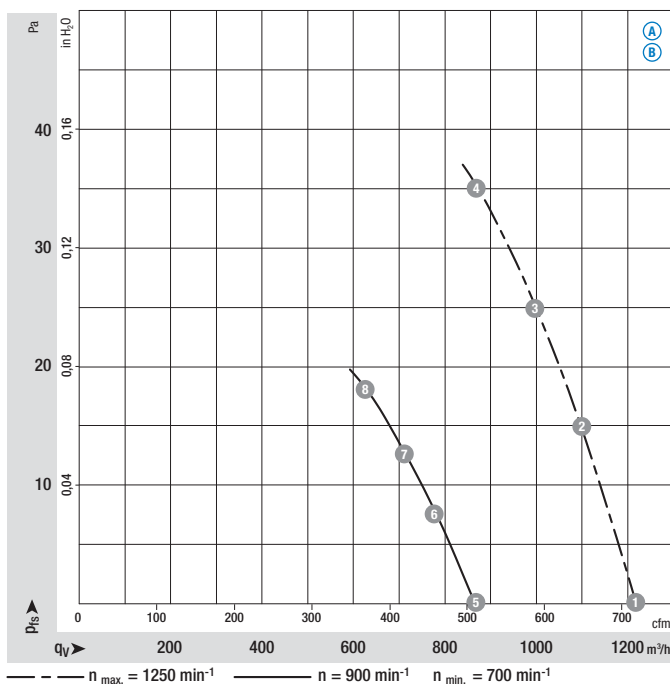
- **Material:** Blade: Plastic PA, fiberglass-reinforced
Guard grille: epylen
- **Number of blades:** 5
- **Direction of air flow:** "A", intake over guard grille
- **Direction of rotation:** Counter-clockwise, seen on rotor
- **Type of protection:** IP 54
- **Insulation class:** "B"
- **Mounting position:** Any
- **Condensate discharges:** None
- **Mode of operation:** Con. operation (S1)
- **Bearings:** Maintenance-free ball bearings
- **Motor protection:** Via electronics and TOP
- **Electrical connection:** Plug-in connection on motor side
- **Protection class:** II
- **Product conforming to standard:** CE
- **Approvals:** VDE, UL, CSA, GOST
- **Speed:** Using the programming unit, 2 speeds between n_{min} and n_{max} can be programmed.

Nominal data		Curve	Nominal voltage	Frequency	Speed/rpm ⁽¹⁾	Max. input power ⁽¹⁾	Max. current draw ⁽¹⁾	Max. back pressure	Perm. amb. temp.	Mass
Type	Motor	VAC	Hz	rpm	W	A	Pa	°C	kg	
S1G 300-CA23 -02	M1G 055-BI	Ⓐ	1~ 115	50/60	1250	35	0,56	35	-30..+50	1,4
S1G 300-CA19 -02	M1G 055-BI	Ⓑ	1~ 230	50/60	1250	35	0,27	35	-30..+50	1,4

subject to alterations

⁽¹⁾ Nominal data in operating point with maximum load and 115 or 230 VAC

Curves



Air performance measured as per: ISO 5801, Installation category A, in ebm-papst short nozzle and with protection against accidental contact

Suction-side noise levels: L_{wA} as per ISO 13347, L_{pA} measured at 1 m distance to fan axis

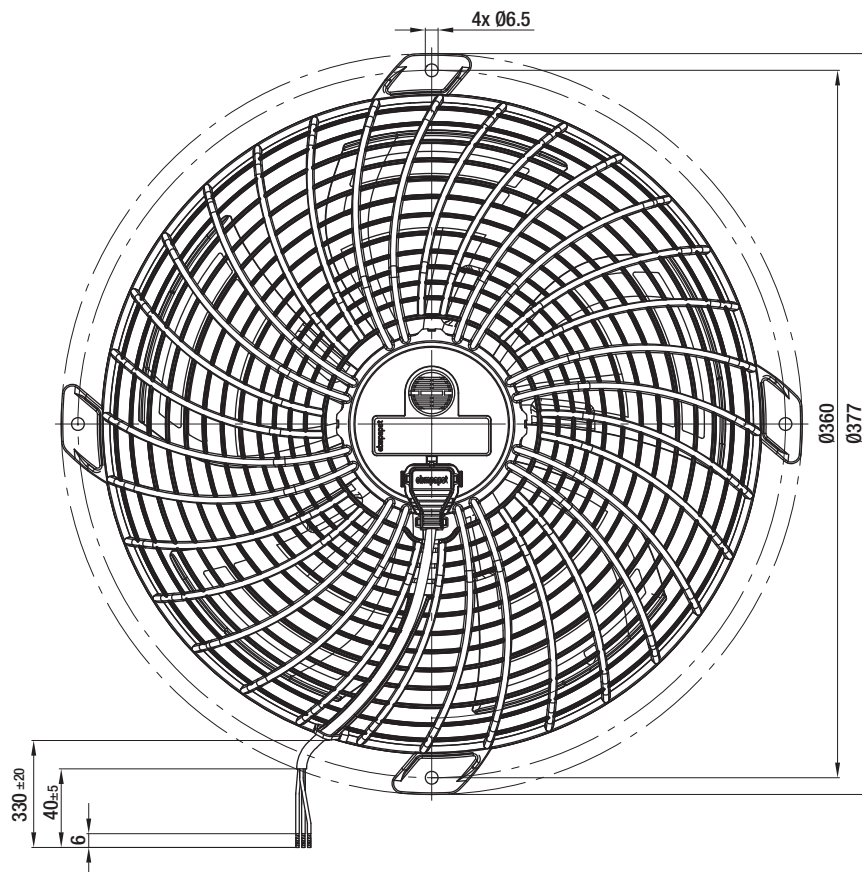
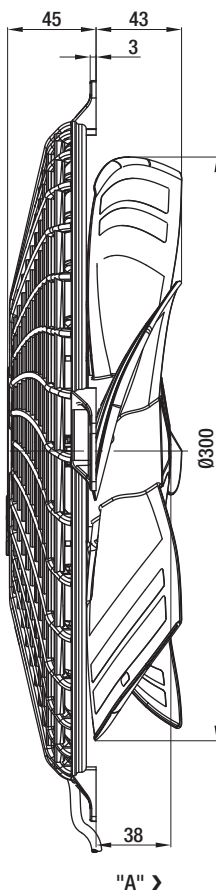
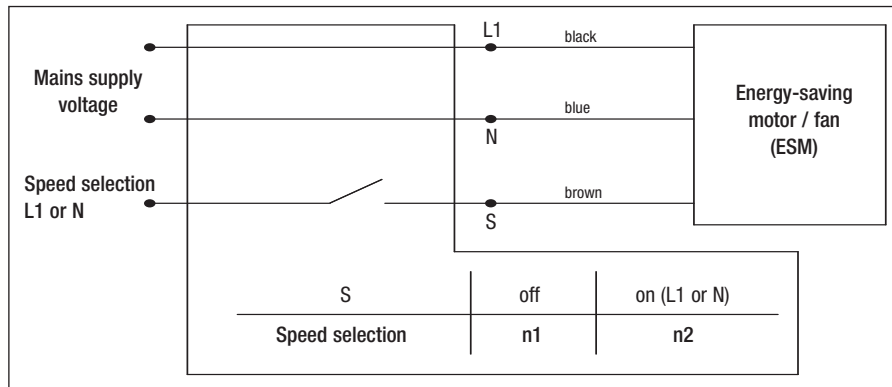
The acoustic values given are only valid under the measurement conditions listed and may vary depending on the installation situation.

With any deviation to the standard setup, the specific values have to be checked and reviewed once installed or fitted!

For detailed information see page 62 ff.

	n rpm	P _e W	I A	L _{wA} dB(A)
Ⓐ 1	1250	31	0,45	64
Ⓐ 2	1250	32	0,47	62
Ⓐ 3	1250	32	0,48	62
Ⓐ 4	1250	35	0,56	63
Ⓐ 5	900	13	0,24	55
Ⓐ 6	900	14	0,26	54
Ⓐ 7	900	16	0,30	53
Ⓐ 8	900	17	0,32	54
Ⓑ 1	1250	27	0,21	64
Ⓑ 2	1250	30	0,23	62
Ⓑ 3	1250	32	0,24	62
Ⓑ 4	1250	35	0,27	63
Ⓑ 5	900	13	0,12	55
Ⓑ 6	900	14	0,13	54
Ⓑ 7	900	16	0,15	53
Ⓑ 8	900	17	0,16	54

– Electr. connection:



Connection lead (total length 450 mm) is fitted ex works and can be detached
Other lengths available as accessory.